

# Attendance Management System using Face Recognition

Anuradha Yadav, Sunil Kumar, Vikash Gupta, Sumit Kumar

Department of Information Technology, Greater Noida Institute of Technology,  
Greater Noida, India.



Published in IJIRMP (E-ISSN: 2349-7300), Volume 11, Issue 1, January-February 2023

License: [Creative Commons Attribution-ShareAlike 4.0 International License](https://creativecommons.org/licenses/by-sa/4.0/)



## Abstract

Managing attendance can be a tedious job when implemented by traditional methods like calling out roll calls or taking a student's signature. To solve this issue, a smart and authenticated attendance system needs to be implemented. Generally, biometrics such as face recognition, fingerprint, DNA, retina, iris recognition, hand geometry etc. are used to execute smart attendance systems. Face is a unique identification of humans due to their distinct facial features. Face recognition systems are useful in many real-life applications. In the proposed system, initially all the students will be enrolled by storing their facial images with a unique ID. At the time of attendance, real time images will be captured and the faces in those images will be matched with the faces in the pre-trained dataset. The Haar cascade algorithm is used for face detection. Local Binary Patterns Histogram (LBPH) algorithm is used for face recognition and training the stored dataset that generates the histogram for stored images and the real time image. To recognize the face, the difference between histograms of real time image & dataset images is calculated. Lower difference gives the best match resulting in displaying the name & rolls number of that student. Attendance of the student is automatically updated in the excel sheet.

**Keywords:** Face Detection, Face Recognition, Haar Cascade Classifier, Local Binary Pattern Histogram (LBPH)

## 1. Introduction

The person in photos and in real time videos can be identified using facial recognition systems. It is a tier of biometric security. Other types of biometric security are voice, finger print and eye recognition. In real time we can use it to unlock phones, find missing persons, aid forensic investigations, help the blind, etc. The main aim of this project is to build an attendance system based on face recognition. Different systems can be used for face recognition like attendance systems with finger print scanners, RFID tags and readers, facial recognition and location-based attendance systems. The attendance system with a fingerprint scanner minimizes the issue of proxy attendance. The system by using an RFID reader is much faster but high chances to get proxy attendance. Attendance systems using face recognition provide authenticated data also proxy data entering chances are much less as compared to other systems. In the proposed system, at the time of enrolment, video is captured and images of students are stored through facial detection, recognition and recorded in a database. In real-time, video of a student entering

a classroom will be captured, face will be detected and matched with the dataset images, name & roll number of the present student will be displayed along with updating the attendance [1].

## 2. Related Work

Face is a unique identity of any person. It is used in many domains and is the fastest growing research area. Many systems are being proposed for attendance management. One of the systems, generates a smart attendance system which uses Quick Response (QR) code to track & record the attendance. Students and professors are given a unique QR code, at the beginning of the course, they are required to scan their QR code using a QR reading device. Attendance of students whose QR code is scanned will be recorded. This system is responsive to mobile phone and different computer systems. A reliable attendance monitoring system based on biometric is developed [2], which is used to monitor the presence of students in a more effective way. It reduces the chances of marking proxy attendance and also reduces the problems like missing papers of attendance, which occur during marking attendance manually. Teachers have a small fingerprint scanner with them and students will press their finger on it to mark their attendance. Attendance management systems using Iris recognition [2], are more reliable and accurate because of the inner characteristics of iris like uniqueness, time in variance, immovability etc. The Iris pattern of each student is used for attendance. By using the camera live images of student iris are captured and stored in a database. Gray coding algorithm is used for measuring radius of iris and then that radius is matched with the radius of each student in the database and attendance of that student will be marked. In one of the proposed models [3], two databases (face database & attendance database) are used. During enrolment, facial images of students are stored into the face database. The camera captures the images of the classroom, the images get enhanced and the attendance is marked in the attendance database after face detection & recognition. AdaBoost algorithm and Principal Component Analysis (PCA) are used for face detection and face recognition respectively. The LBPH algorithm [3], can recognize the front face as well as side face with approximate accuracy of 90%. The flow of this algorithm starts with dividing the image into blocks and calculating the histogram of each block, then combining the histogram of all the blocks into a single histogram. This histogram has some value which is used for comparing later with the real time image histogram for identification. Multiple faces can be detected in a single detection hybrid process of Haar cascade and Eigen faces method are used [4]. This process is able to detect multiple faces with an accuracy of 91.67%. By using this method, we can recognize faces during day and night time and are also able to detect 15 degrees side facing faces. By using a webcam this process can successfully perform at more than 200 cm. One of the methodologies [4], considers accuracy rate, stability of system in actual time video processing, truancy of system and interface setting of the face recognition system. Face detection and recognition are two main parts of face recognition. Feature extraction is done by the LDA (Linear Discriminant Analysis) method. This model takes help of methods such as geometric Feature method, Subspace analysis method, Neural Network methods, Support Vector Machine (SVM) method to develop their face recognition algorithm. Experimentally this model of video face recognition system gives an accuracy rate up to 82%.

## 3. Methodology

Our proposed methodology starts with the registration of students into the system. Following methodology has few main stages such as capturing images, pre-processing of the images, Haar Cascade classifier is used for face detection, developing a dataset of images, the further process of face recognition is done with the help of LBPH algorithm as shown in Figure 1.

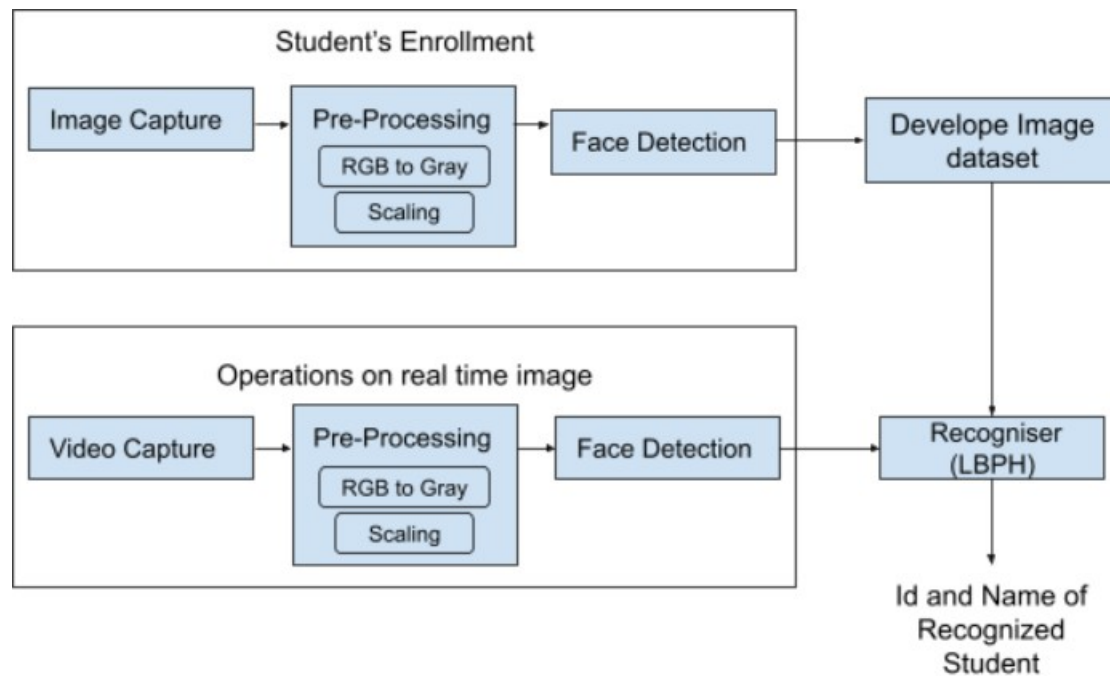


Figure 1: Proposed Methodology for Attendance Monitoring

1. Image Capture: The high-resolution camera which is used for capturing video is used to take frontal images of the students.
2. Pre-processing: The images are converted from RGB to Grayscale and are scaled down by a factor of 1.2.
3. Face Detection Face Detection is composed of four stages as shown in Figure 2.

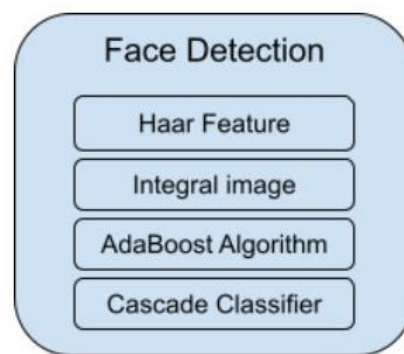


Figure 2: Face Detection

### A. Haar Features

Haar features are the same as convolutional kernels and are used to detect the features in a given image. There are different kinds of Haar features such as line feature, edge feature, four rectangle feature etc. A single value is used to represent each feature which is calculated by subtracting the sum of pixels under the white rectangle from the sum of pixels under the black rectangle as shown in Figure 3. Haar cascade algorithm makes use of  $24 \times 24$  windows which ends up calculating 160000+ features in a window. To simplify the work of calculating the feature values, an Integral image algorithm is introduced [5].

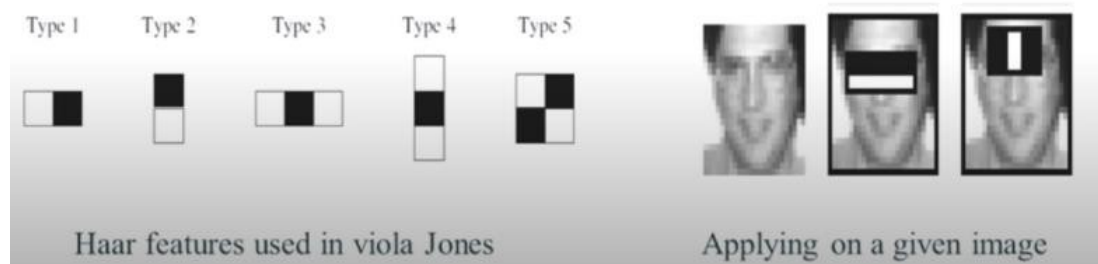


Figure 3: Haar Feature Selection

**B. Integral Image**

To reduce the computation of the pixels to find the feature values, Viola Jones introduced a technique called Integral Image. As shown in Figure 4, the value of the pixel at (x, y) in an Integral image is calculated by adding the values of pixels above and to the left of (x, y) pixel.

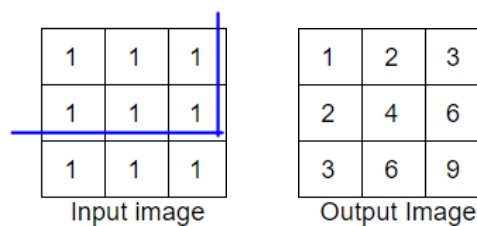


Figure 4: Integral Image

Calculation of the sum of all pixels inside any given rectangle can be done by using only four values at the corner of that rectangle with the help of Integral image as shown in Figure 5.

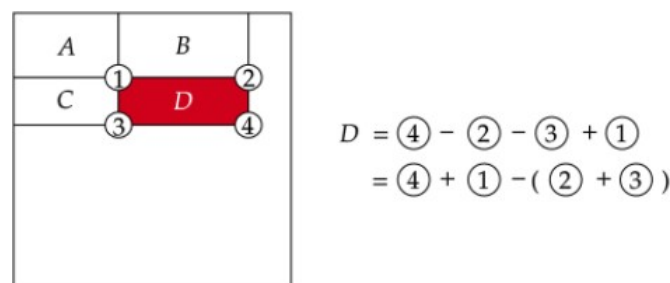


Figure 5: Calculation of Sum of Pixels using Integral Image

**C. Ada Boost Algorithm**

As Haar cascade uses 24×24 windows there can be 160000+ features within a detector which needs to be calculated. AdaBoost is an algorithm based on machine learning. This algorithm finds the best features among all the possible features and eliminates the irrelevant features. To evaluate and decide whether a given window has a face or not, weighted combinations of all the found features are used. Features are included only if they can at least work better than random estimation. These features are known as weak features. Ada Boost linearly combines these weak classifiers to design a strong classifier. The weak classifier gives 0 or 1 as an output depending on its performance in image. Output is 1 when it performs well and able to identify features applied on image and Output is 0 when no pattern of the feature is present in image [6].

The steps involved in the AdaBoost algorithm are as follows:

1. It distributes the uniform weights over training examples, positive weights for faces and negative weights for non-faces.



Figure 6: Uniform Distribution of Weights

2. Selects the weakest classifier i.e., with lowest weighted error. For e.g.,  $x = 0.5$  if  $x > 0.5$  then they are faces otherwise non-faces, but due to this some of the non-faces comes under faces category.

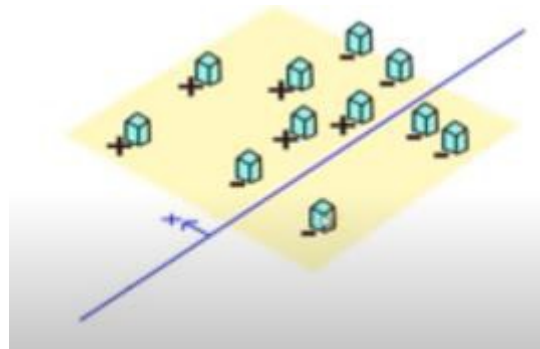


Figure 7: Selection of Weakest Classifier

3. To overcome this drawback the algorithm increases the weights on the mis-classified training examples because we need a new classifier which concentrates more on misclassified features.

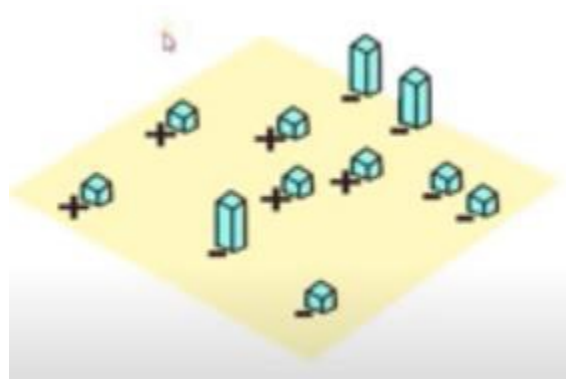


Figure 8: Increase Weight is Classified Examples

4. These steps are repeated and at the end, all the weak classifiers obtained at all iterations are combined linearly and help to define a perfect boundary region.

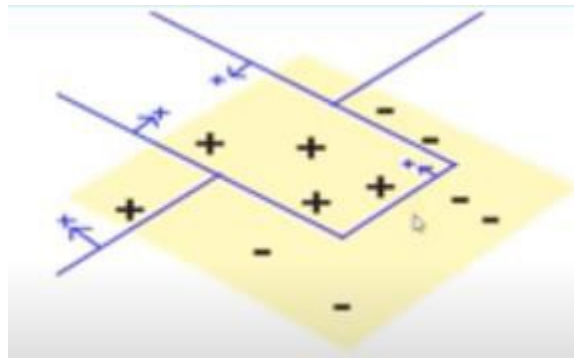


Figure 9: Linear Combination of Weak Classifiers

A single rectangular feature is used to classify a single rectangular feature and with respect to the weighted neighbor, the positive and negative images are separated. Gaussian weak classifiers are also used for this purpose [7].

#### D. Cascading

In Paul Viola and Michael Jones detection algorithm, one single image is scanned many times by the detector with a new size every time. When multiple faces appear in an image the algorithm concentrates on removal of non-faces and brings out the most feasible face area. Since the computation cost is very high for each window when a particular strong classifier is a linear combination of all the best features and is not so appropriate for evaluation. Hence a cascade classifier is used [8].

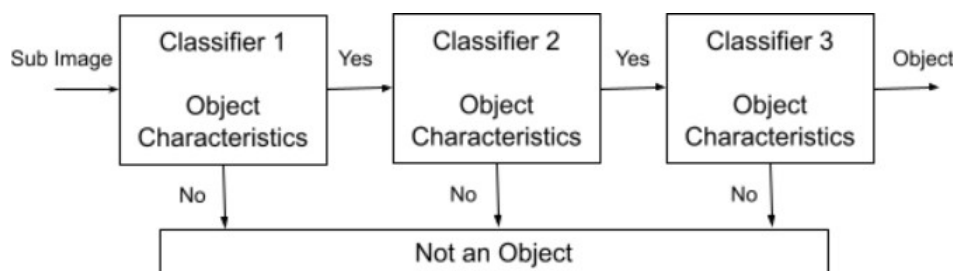


Figure 10: Cascading Classifiers

Cascade classifiers comprise various stages. All the features are grouped into different stages and each stage contains a strong classifier and a feature. To design these stages, AdaBoost is used [9]. As shown in Figure 7, each stage decides whether a sub-window is a face or not. The window is discarded if it does not contain a face. While training a classifier the number of features, stages and thresholds are taken into account [10].

#### 4. Results Analysis

The result of the proposed system is shown in Figure 11. The unique Id and name of the students are displayed with the confidence number.

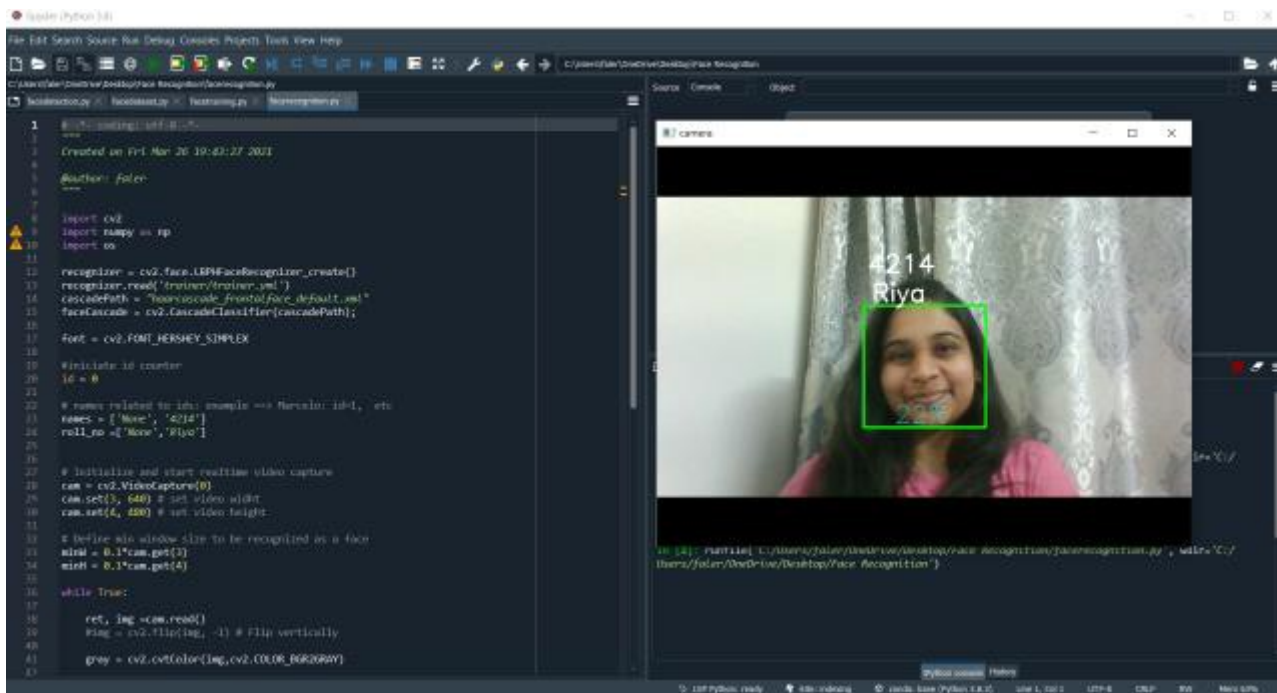


Figure 11: Results

## 5. Conclusion

The proposed method uses face detection and face recognition that helps to maintain the automated attendance system. For detection, Paul–Viola Jones algorithm is used and for face recognition Linear Binary Pattern Histogram (LPBH) algorithm is applied. In the result, the unique ID and name of the student is displayed along with the confidence percentage. Confidence percentage represents the distance between the histogram of the stored image and histogram of the real time image and is calculated by using Euclidean distance. Lower is the distance, higher is the recognition rate. The future scope of the project can be integrated with the hardware components for example GSM through which a monthly list of the defaulter students can be sent to the mentor. Additionally, an application can be developed to help students to maintain a track of their attendance. It can also be used in offices where a large group of employees sit in a hall and their attendance will be marked automatically by capturing a video but for this the accuracy of the recognition needs to be improved.

## References

1. Asri Nuhi, Agon Memeti, Florinda Imeri, Betim Cico, “Smart Attendance System using QR code”, 9<sup>th</sup> Mediterranean Conference, Embedded Computing, Budva, Montenegro, 2020.
2. M.A. Meor, M.H. Misran, M.A. Othman, M.M. Ismail, H.A. Sulaiman, A. Salleh, N. Yusop. Centre for Telecommunication Research and Innovation Fakulti Kej. Elektronik dan Kej. Komputer Universiti Teknikal Malaysia Melaka Hang Tuah Jaya, Durian Tunggal 76100, Melaka, Malaysia, 2014.
3. Amena Khatun, A.K.M. Fazlul Haque, Sabbir Ahemad, Mohammad Rahman, “Design and Implementation of Iris Recognition Based Attendance Management System”, ICEEICT Jahangirnagar University, Bangladesh, 2015.
4. Shreyak Sawhney, Karan Kacker, Samyak Jain, Shailendra Narayan Singh, Rakesh Garg, “Real-Time Smart Attendance System using Face Recognition Techniques”, Amity University, Uttar Pradesh, Noida, 2019.
5. Teddy Mantoro, Media A. Ayu, “Multi-Faces Recognition Process Using Haar Cascades and Eigen

- face Methods”, Suhendi Sampoerna University, Jakarta, Indonesia, 2018.
6. Hao Yang, Xiaofeng Han, “Face Recognition Attendance System Based on Real-Time Video Processing”, Supported in part by the Basic Public Welfare Research Project of Zhejiang Province under Grant LGF20H180001, 2020.
  7. Awais Ahmed, “LBPH based Improved face recognition at low Resolution”, University of Electronic Science and Technology of China, 2018, IEEE.